

Slim Flush Mount LED

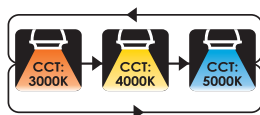


Specifications:

	ROUND		SQUARE	
Model	HM04-PR8-18W80-120-3CCT	HM04-PR11-24W80-120-3CCT	HM05-PS9-18W120-3CCT	HM05-PS12-24W120-3CCT
Power	18W	24W	18W	24W
CCT	3000K / 4000K / 5000K			
Brightness	1440 LM	1920 LM	1250 LM	1650 LM
LED Type	SMD2835 / 84PCS	SMD2835 / 112PCS	SMD2835 / 88PCS	SMD2835 / 132PCS
Voltage	120V			
Power Efficiency	≥0.9			
RA	≥80			
Beam Angle	110°			
Dimension	Ø8.54" x 0.59"	Ø11.49" x 0.59"	Ø8.42" x 0.59"	Ø11.3" x 0.59"

Features:

- Built-in driver, 15mm thickness
- Colorful trim available
- Good Quality LGP & diffuser Plate
- Stable design for the whole structure
- SMT technology, ensuring accurate for LEDs on FPCB
- 3 CCT tunable
- 120V, Triac dimming
- 5 Years warranty



Perfect LED Mounting

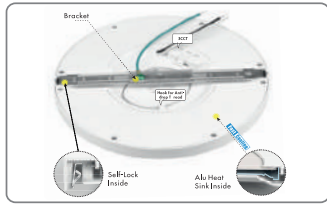
Uniform Light Distribution

Black dots and shadow on the light, un-uniform lighting, which are the headache in the LED panel field.

The LED Light Strip

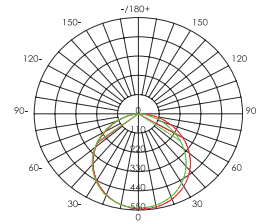
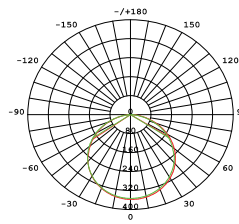
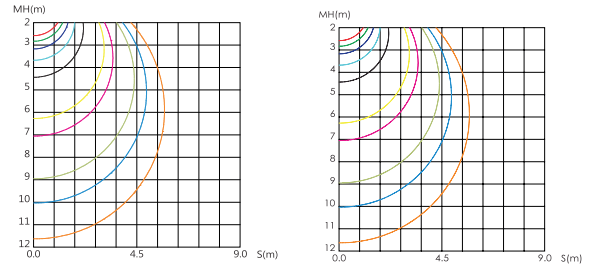


SMT technology, ensuring accurate positions for LEDs on FPCB
 Good quality LGP and diffuser plate
 Stable design for the whole structure
 Above ensures uniform lighting, no black dots and shadow.





Surface Mounted with J-Box


Light Distribution



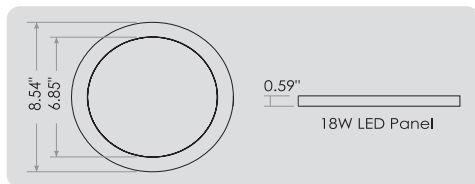
DIY Colorful Ring



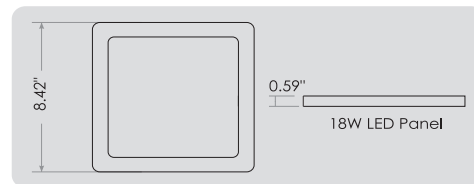
Optimal Colorful Ring



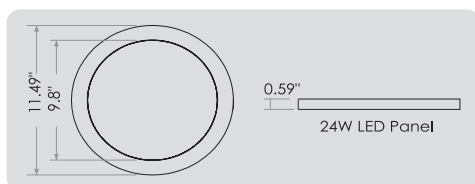
Dimensions:



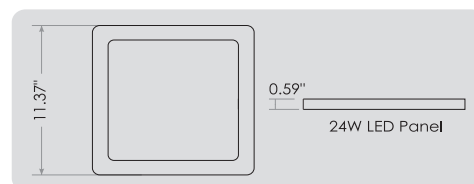
HM04-PR8-18W80-120-3CCT



HM05-PS9-18W120-3CCT



HM04-PR11-24W80-120-3CCT



HM05-PS12-24W120-3CCT

