

Project : \_\_\_\_\_  
 Type : \_\_\_\_\_  
 Drawn by : \_\_\_\_\_  
 Catalogue No. : \_\_\_\_\_  
 Date : \_\_\_\_\_



## Specifications

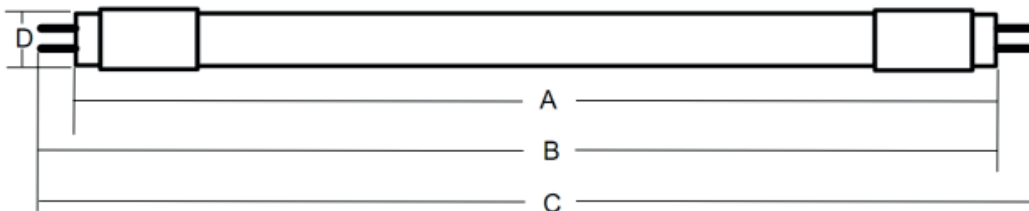
Model No.		<input type="checkbox"/> PV-T5-24WAB-40K	<input type="checkbox"/> PV-T5-24WAB-50K
General	Size	4'	4'
	Watts	24W	24W
	HID Equivalent	54W	54W
	Lumen	3200LM	3200LM
	Base	G13	G13
	CCT	4000K	5000K
	Volts	AC120-277V	AC120-277V
	CRI	>83	>83
	Beam Angle	180°	180°
	Hours Rated	50,000 hours	50,000 hours
	Max Compartment Size	Length: 45.7in. Width: 0.6in	Length: 45.7in. Width: 0.6in
	Ballasting Requirements	Ballast Compatible and Ballast Bypass	Ballast Compatible and Ballast Bypass
Electrical	Operating Frequency	50-60Hz	50-60Hz
	Power Factor	>0.9	>0.9
	Wiring	Any 2 pins connected	Any 2 pins connected
	Surge Protection	Ring Wave Surge 2.5KV	Ring Wave Surge 2.5KV
	Operating Temperature	-20°C(-4°F) TO 45°C(113°F)	-20°C(-4°F) TO 45°C(113°F)
Physical	Housing Material	Glass with PET Coating	Glass with PET Coating
	Housing Color	Milky	Milky
	Net Weight (Kg)	0.14	0.14
Additional Information	Additional Info	N/A	N/A
	Warranty	5 years	5 years
Compliance	Safety Listing	cULus	cULus
	Location Rating	Dry	Dry
	DLC Approved	Yes, DLC 5.1	Yes, DLC 5.1
	DLC ID	P0ML7G4B	P6IKYA66

## Features & Specifications


<b>Construction</b>	<ul style="list-style-type: none"> <li>• Type A+B (Ballast compatible, single and double-ended ballast bypass)</li> <li>• Beautiful design: The same size as the traditional T5 and shortest end cap, both end caps of the symmetrical (Long just 55mm / 2.16inch only)</li> <li>• Shatterproof design, lower the breakage rate also safe for shipping</li> </ul>
<b>Performance Data</b>	<ul style="list-style-type: none"> <li>• 83+ CRI</li> <li>• Electrical ratings: 120-277V</li> <li>• Estimated life of over 100 000hours to L70</li> <li>• 0-10V dimming and Reverse Phase-cut dimming</li> <li>• Operating temperature: -20°C (-4°F) to 45°C (113°F)</li> </ul>
<b>Compliances</b>	<ul style="list-style-type: none"> <li>• cULus certified</li> <li>• Meets NSF requirements (Splash Zone and Non Food Zone)</li> <li>• DLC 5.1 Listed</li> </ul>

## Dimensions & Weights

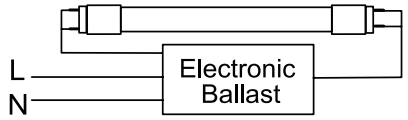
Model	PV-T5-24WAB-40K	PV-T5-24WAB-50K
Length in.(mm) A	45.2" (1149mm)	45.2" (1149mm)
Length in.(mm) B	45.5" (1156.1mm)	45.5" (1156.1mm)
Length in.(mm) C	45.7" (1163.2mm)	45.7" (1163.2mm)
Diameter in. (mm)	0.6" (16mm)	0.6" (16mm)
Net Weight Kgs.(lbs)	0.14 Kgs(0.31 lbs)	0.14 Kgs(0.31 lbs)




### Product Details



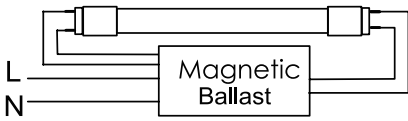
## Wiring Diagram



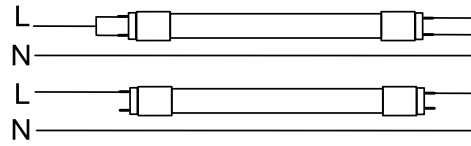
Electronic Compatible (Type A)



Single Ended Input (Type B)



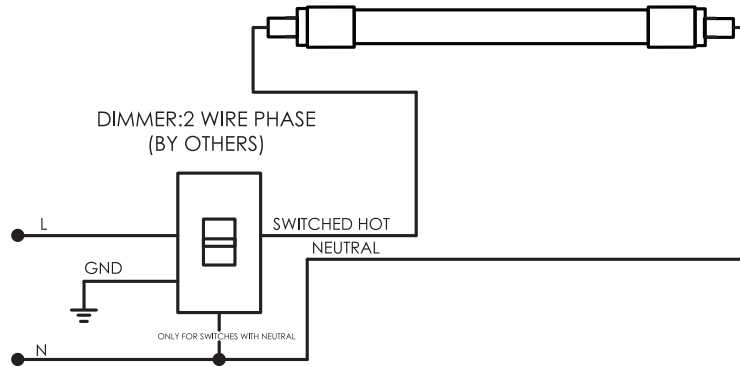
Magnetic Compatible (Type A)



Double Ended Input (Type B)

**Voltage Input: AC120-277V 50/60Hz**

Direct AC wiring diagram with Reverse-Phase (ELV) Dimmer



**Note: For detailed applications, please refer to the dimmer instruction manual.**

### Reverse Phase-cut Dimmers Compatibility List

BRAND	MODEL NUMBER	BRAND	MODEL NUMBER
LUTRON	DVELV-300P-BR	LUTRON	DVELV-303P-WH
LUTRON	DVELV-300P-GR	LUTRON	MAELV-600-AL
LUTRON	DVELV-300P-IV	LUTRON	MAELV-600-BL
LUTRON	DVELV-300P-LA	LUTRON	MAELV-600-BR
LUTRON	DVELV-300P-WH	LUTRON	MAELV-600-GR
LUTRON	DVELV-303P-BR	LUTRON	MAELV-600-IV
LUTRON	DVELV-303P-GR	LUTRON	MAELV-600-LA
LUTRON	DVELV-303P-IV	LUTRON	MAELV-600-WH
LUTRON	DVELV-303P-LA		

**Ballast Compatible**

1. Our tubes can be compatible with the ballasts listed below, if you intend to install ballast compatible tube with ballasts not be listed below, risk of damage or losses may occur. We disclaim liability for any damage or losses by not following the instructions in this document.
2. We are testing more and more ballasts and will update this list all the time. If you do not see your ballast on the list, please contact us.

Y refer to Compatible      N refer to Not Compatible      N/A refer to Not Applicable

AC120-277V Ballast Compatible List												
No.	Ballast Brand	Model No.	Start Type	Max Loading QTY	Compatible (Y/N/N/A)							
					1 LAMP		2 LAMPS		3 LAMPS		4 LAMPS	
					120VAC	277VAC	120VAC	277VAC	120VAC	277VAC	120VAC	277VAC
1	Keystone	KTEB-126-1-TP	Rapid Start	1	Y	N/A	N/A	N/A	N/A	N/A	N/A	N/A
2	PHILIPS ADVANCE	ICN-2554-90C-N	Instant Start	2	Y	Y	Y	Y	N/A	N/A	N/A	N/A
3	KEYSTONE	KTEB-213-1-TP-SL-MB	Rapid Start	2	N	N/A	Y	N/A	N/A	N/A	N/A	N/A
4	ESPEN	VE254MVHRP 11101	Programmed Start	2	Y	N	Y	Y	N/A	N/A	N/A	N/A
5	Plusrite	BAF254PS/MV	Program Rapid Start	2	N	N	Y	Y	N/A	N/A	N/A	N/A
6	FULHM RACEHORSE	RHA-UNV-254-LT5	Programmed Start	2	N	N	Y	Y	N/A	N/A	N/A	N/A
7	ACT	ACT254PSUNV	Instant Start	2	N	N	Y	Y	N/A	N/A	N/A	N/A
8	GE Current	GEC242-MVPS-3W	program Start	2	Y	Y	Y	Y	N/A	N/A	N/A	N/A
9	Osram	QTP 2x26/32/42CF/UNV DM PEM	Programmed Rapid Start	2	N	N	Y	Y	N/A	N/A	N/A	N/A
10	KEYSTONE	C2642UNVME	Rapid Start	2	Y	Y	Y	Y	N/A	N/A	N/A	N/A
11	STANDARD	ED2150-347BS	program Start	2	N/A	N	N/A	Y	N/A	N/A	N/A	N/A
12	WORKHORSE	WH5-120-L ROHS	Instant Start	2	N	N/A	Y	N/A	N/A	N/A	N/A	N/A
13	LEVITON	SD2J5-28M	Programmed	2	Y	Y	Y	Y	N/A	N/A	N/A	N/A
14	arcata	ACT4M54PSUNV	Instant Start	4	N	N	N	N	Y	Y	Y	Y
15	HI HOWARD INDUSTRIES	EP4/54HO/PRS/MV/L	Programmed Rapid Start	4	Y	Y	Y	Y	Y	Y	Y	Y
16	ACT	ACT4M54PSUNV	Instant Start	4	Y	Y	Y	Y	Y	Y	Y	Y

AC347V Ballast Compatible List									
No.	Ballast Brand	Model No.	Start Type	Max Loading QTY	Compatible (Y/N/N/A)				
					1 LAMP	2 LAMP	3 LAMP	4 LAMP	
					347VAC	347VAC	347VAC	347VAC	
1	PHILIPS ADVANCE	HCN-2S54-90C-WL	Instant Start	2	Y	Y	N/A	N/A	
2	SYLVANIA	QTP 2X54T5HO/347-480 PSN HT	Programmed Start	2	Y	Y	N/A	N/A	
3	GE Current	GE254PS347/480-F	program Start	2	N	Y	N/A	N/A	
4	STANDARD	ED2150-347BS	program Start	2	N	Y	N/A	N/A	
5	GE	GE454PS347/480-E	program Start	4	Y	Y	Y	Y	



Data is based upon tests performed in a controlled environment. Actual performance can vary depending on operating conditions. All products are subject to change or may be discontinued any time without notice. Please contact your Votatec customer service representative to confirm inventory levels at time of order

