


6.5" & 9" PIR Sensor Slim Flush Mount LED



MODEL	POWER	VOLTAGE	LUMENS	DIMMABLE	Beaming Angle(°)	size
HM07-PR7-12W120-3CCT-MS-SA	12W	AC120V	960±10%	Non-Dimmable	120	6.54"×0.79"
HM07-PR9-18W120-3CCT-MS-SA	18W	AC120V	1440±10%	Non-Dimmable	120	8.91"×0.79"

Features:

- 6.5" & 9" Available
- Built-in driver, 20mm thickness
- PIR Sensor & Light sensor
- Wet Location
- 3CCT tunable
- 5 years warranty




Installation:

2 in 1 Recessed & Surface Mounted



A - Retrofit



B - Surface Mounted

Light Distribution

Perfect LED Mounting

Uniform Light Distribution

Black dots & shadow on the light, un-uniform lighting, which are the headache in LED panel field.

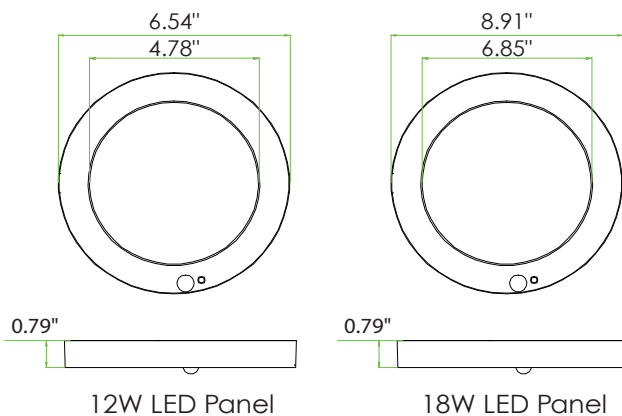
The LED Trip



- SMT technology, ensuring accurate positions for LEDs on FPCB
- Good quality LGP & diffuser plate
- Stable design for the whole structure

Above ensures uniform lighting, no black dots & shadow.

Dimension:



Polar Curves Wide Distribution

Light Distribution Curve

