



2022 Bulb Catalog



- Power: 3.8W
- Input Voltage: 120V
- Power Factor: 0.9
- Brightness: 400 Lm
- CCT: 2700K/3000K/4000K/5000K/6000K
- Beam Angle: 360°
- Base: E12 (Anti-Shock)
- Dimension: 3-7/8"(H) * 1-3/8"(Ø)

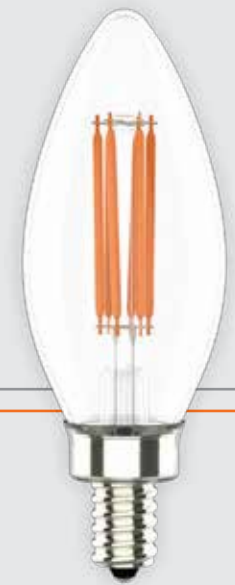


Candle Filament
VO-FCAW3.8-120



Votatec
Innovation & Quality

- Power: 5.5W
- Input Voltage: 120V
- Power Factor: 0.9
- Brightness: 600 Lm
- CCT: 2700K/3000K/4000K/5000K/6000K
- Beam Angle: 360°
- Base: E12 (Anti-Shock)
- Dimension: 3-7/8"(H) * 1-3/8"(Ø)



Candle Filament
VO-FCAW5.5-120



- Power: 5.5W
- Input Voltage: 120V
- Power Factor: 0.9
- Brightness: 600 Lm
- CCT: 3000K
- Beam Angle: 360°
- Base: E12 (Anti-Shock)
- Dimension: 3-7/8"(H) * 1-3/8"(Ø)



Frosted

Candle Filament
VO-FCAW5.5-120-F



Votatec
Innovation & Quality

www.votatec.ca

- Power: 5.5W
- Input Voltage: 120V
- Power Factor: 0.9
- Brightness: 600 Lm
- CCT: 3000K/4000K
- Beam Angle: 360°
- Base: E12 (Anti-Shock)
- Dimension: 3-7/8"(H) * 1-3/8"(Ø)



**Cut Glass
Candle Filament**
VO-FCAW5.5-12-CU



- Power: 5.5W
- Input Voltage: 120V
- Power Factor: 0.9
- Brightness: 600 Lm
- CCT: 3000K/4000K
- Beam Angle: 360°
- Base: E12 (Anti-Shock)
- Dimension: 4-6/8"(H) * 1-4/8"(Ø)



Spear Filament

VO-FCAW5.5-12-SP

Votatec
Innovation & Quality


- Power: 9W
- Input Voltage: 120V
- Power Factor: 0.9
- Brightness: 1000 Lm
- CCT: 3000K/4000K
- Beam Angle: 360°
- Base: E12 (Anti-Shock)
- Dimension: 4-4/8"(H) * 5/8"(Ø)



Candle Filament

VO-FCAW9-12

- Power: 5W
- Input Voltage: 120V
- Power Factor: 0.7
- Brightness: 500 Lm
- CCT: 3000K/4000K
- Beam Angle: 360°
- Base: E26
- Dimension: 5"(H) * 1-1/4"(Ø)



T10 Filament
VO-FT10W5-26

Votatec
Innovation & Quality

www.votatec.ca


- Power: 4W
- Input Voltage: 120V
- Power Factor: 0.7
- Brightness: 400 Lm
- CCT: 3000K/4000K
- Beam Angle: 360°
- Base: E12 (Anti-Shock)
- Dimension: 3-1/2"(H) * 1"(Ø)



T25 Filament
VO-FT25W4-12



- Power: 6W
- Input Voltage: 120V
- Power Factor: 0.7
- Brightness: 600 Lm
- CCT: 3000K/4000K
- Beam Angle: 360°
- Base: E26
- Dimension: 7-1/2"(H) * 1-1/4"(Ø)



T30 Filament
VO-FT30W6-26

Votatec
Innovation & Quality

www.votatec.ca

- Power: 9W
- Input Voltage: 120V
- Power Factor: 0.9
- Brightness: 1000 Lm
- CCT: 3000K/4000K
- Beam Angle: 360°
- Base: E26
- Dimension: 8"(H) * 1-6/8"(Ø)



T40 Filament
VO-FT40W9-26

- Power: 5W
- Input Voltage: 120V
- Power Factor: 0.7
- Brightness: 500 Lm
- CCT: 3000K
- Beam Angle: 360°
- Base: E26
- Dimension: 4-1/2"(H) * 1-6/8"(Ø)



T45 Filament
VO-FT45W5-26

Votatec
Innovation & Quality

- Power: 4W
- Input Voltage: 120V
- Power Factor: 0.7
- Brightness: 500 Lm
- CCT: 3000K/4000K
- Beam Angle: 360°
- Base: E12 (Anti-Shock)
- Dimension: 3-1/8"(H) * 2"(Ø)



G15 E12 Filament
VO-FG15W4-12

- Power: 4W
- Input Voltage: 120V
- Power Factor: 0.7
- Brightness: 500 Lm
- CCT: 3000K/4000K
- Beam Angle: 360°
- Base: E26
- Dimension: 2-7/8"(H) * 2"(Ø)



G15 E26 Filament
VO-FG15W4-26

Votatec
Innovation & Quality

www.votatec.ca

- Power: 4W
- Input Voltage: 120V
- Power Factor: 0.7
- Brightness: 500 Lm
- CCT: 3000K
- Beam Angle: 360°
- Base: E26
- Dimension: 2-7/8"(H) * 2"(Ø)




Frosted



G15 E26 Filament
VO-FG15W4-26-F

- Power: 9W
- Input Voltage: 120V
- Power Factor: 0.9
- Brightness: 1000 Lm
- CCT: 3000K/4000K
- Beam Angle: 360°
- Base: E26
- Dimension: 4-9.16"(H) * 3-1/8"(Ø)



G25 Filament
VO-FG25W9-26



Votatec
Innovation & Quality


- Power: 9W
- Input Voltage: 120V
- Power Factor: 0.9
- Brightness: 1000 Lm
- CCT: 3000K/4000K
- Beam Angle: 360°
- Base: E26
- Dimension: 6-6/8"(H) * 4-15/16"(Ø)



G40 Filament
VO-FG40W9-26



- Power: 4W
- Input Voltage: 120V
- Power Factor: 0.7
- Brightness: 400 Lm
- CCT: 3000K/4000K
- Beam Angle: 360°
- Base: E12 (Anti-Shock)
- Dimension: 3-7/8"(H) * 1-1/2"(Ø)



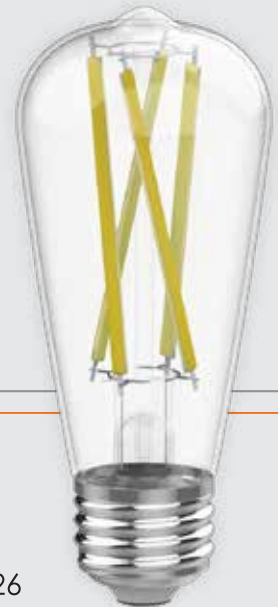
ST12 Filament
VO-FST12W4-12



Votatec
Innovation & Quality

www.votatec.ca

- Power: 5W
- Input Voltage: 120V
- Power Factor: 0.9
- Brightness: 500 Lm
- CCT: 3000K/4000K
- Beam Angle: 360°
- Base: E26
- Dimension: 4-4/8"(H) * 1-7/8"(Ø)



ST17 Filament
VO-FST17W5-26





- Power: 4.8W
- Input Voltage: 120V
- Power Factor: 0.9
- Brightness: 400 Lm
- CCT: 2200K
- Beam Angle: 360°
- Base: E26
- Dimension: 5-1/2"(H) * 2-1/2"(Ø)



ST64 Filament
VO-ST64W4.8-120



Votatec
Innovation & Quality

www.votatec.ca

- Power: 6W
- Input Voltage: 120V
- Power Factor: 0.9
- Brightness: 600 Lm
- CCT: 2700K
- Beam Angle: 360°
- Base: E26
- Dimension: 5-1/2"(H) * 2-1/2"(Ø)



ST64 Filament
VO-ST64W6-120



- Power: 6.5W
- Input Voltage: 120V
- Power Factor: 0.7
- Brightness: 700 Lm
- CCT: 3000K/4000K
- Beam Angle: 360°
- Base: E26
- Dimension: 5-1/2"(H) * 2-1/2"(Ø)



ST64 Filament
VO-FST64W6.5-26



Votatec
Innovation & Quality

- Power: 9W
- Input Voltage: 120V
- Power Factor: 0.9
- Brightness: 1000 Lm
- CCT: 3000K/4000K
- Beam Angle: 360°
- Base: E26
- Dimension: 5-1/2"(H) * 2-1/2"(Ø)



ST64 Filament
VO-FST64W9-26



- Power: 7W
- Input Voltage: 120V
- Power Factor: 0.9
- Brightness: 800 Lm
- CCT: 3000K/4000K/5000K
- Beam Angle: 360°
- Base: E26
- Dimension: 4-1/8"(H) * 2-3/8"(Ø)



A19 Filament
VO-FA19W7-120



Votatec
Innovation & Quality

www.votatec.ca

- Power: 3.5W
- Input Voltage: 120V
- Power Factor: 0.9
- Brightness: 350~400 Lm
- CCT: 3000K/4000K/5000K/6000K
- Beam Angle: 360°
- Base: E12 (Anti-Shock)
- Dimension: 2-1/8"(H) * 5/8"(Ø)



E 12
E12-CR45LEDA



- Power: 1.6W
- Input Voltage: 12V
- Power Factor: 0.9
- Brightness: 160 Lm
- CCT: 3000K/4000K/5000K/6000K
- Beam Angle: 360°
- Dimension: 1-3/8"(H) * 3/8"(Ø)



G4
G4-D02

Votatec
Innovation & Quality

- Power: 2.3W
- Input Voltage: 12V
- Power Factor: 0.9
- Brightness: 200-230 Lm
- CCT: 3000K/4000K/5000K/6000K
- Beam Angle: 360°
- Dimension: 1-4/8"(H) * 4/8"(Ø)



G4
G4-D03

- Power: 2.5W
- Input Voltage: 120V
- Power Factor: 0.9
- Brightness: 250-280 Lm
- CCT: 3000K
- Beam Angle: 360°
- Dimension: 2-1/16"(H) * 11/16"(Ø)



G9
G9-D02

Votatec
Innovation & Quality

www.votatec.ca

- Power: 3.5W
- Input Voltage: 120V
- Power Factor: 0.9
- Brightness: 350-400 Lm
- CCT: 3000K/4000K/5000K/6000K
- Beam Angle: 360°
- Dimension: 2-1/8"(H) * 5/8"(Ø)



G9
G9-CR45LEDA3.5W



- Power: 4.5W
- Input Voltage: 120V
- Power Factor: 0.9
- Brightness: 450-500 Lm
- CCT: 3000K/4000K/5000K/6000K
- Beam Angle: 360°
- Dimension: 2-1/8"(H) * 5/8"(Ø)



G9
G9-CR45LEDA4.5W

Votatec
Innovation & Quality

www.votatec.ca

- Power: 6W
- Input Voltage: 120V
- Power Factor: 0.9
- Brightness: 600~650 Lm
- CCT: 3000K/4000K/5000K/6000K
- Beam Angle: 360°
- Dimension: 2-1/4"(H) * 6/8"(Ø)



G9
G9-CR64LED

- Power: 7W
- Input Voltage: 120V
- Power Factor: 0.9
- Brightness: 560 Lm
- CCT: 3000K/4000K/5000K/6000K
- Beam Angle: 40°
- Base: E26
- Dimension: 2-1/4"(H) * 1-7/8"(Ø)



PAR16
VO-PAR16W7-120

Votatec
Innovation & Quality

- Power: 7W
- Input Voltage: 120V
- Power Factor: 0.9
- Brightness: 500 Lm
- CCT: 3000K/4000K/5000K
- Beam Angle: 40°
- Base: E26
- Dimension: 3-3/8"(H) * 2-1/2"(Ø)



PAR20
VO-PAR20W7-120

- Power: 11W
- Input Voltage: 120V
- Power Factor: 0.9
- Brightness: 800 Lm
- CCT: 3000K/4000K/5000K
- Beam Angle: 40°
- Base: E26
- Dimension: 4-6/8"(H) * 3-6/8"(Ø)



PAR30

VO-PAR30W11-120

Votatec
Innovation & Quality

www.votatec.ca

- Power: 18W
- Input Voltage: 120V
- Power Factor: 0.9
- Brightness: 1400 Lm
- CCT: 3000K/4000K/5000K
- Beam Angle: 40°
- Base: E26
- Dimension: 5-1/4"(H) * 4-6/8"(Ø)



PAR38

VO-PAR38W18-120

- Power: 7W
- Input Voltage: 12V
- Power Factor: 0.9
- Brightness: 500 Lm
- CCT: 3000K/4000K/5000K
- Beam Angle: 40°
- Base: MR16
- Dimension: 1-6/8"(H) * 1-7/8"(Ø)



MR16
VO-MR16W7-12

Votatec
Innovation & Quality

- Power: 7W
- Input Voltage: 120V
- Power Factor: 0.9
- Brightness: 500 Lm
- CCT: 3000K/4000K/5000K
- Beam Angle: 40°
- Base: GU10
- Dimension: 2-1/4"(H) * 1-7/8"(Ø)



GU10
VO-GU10W7-120

- Power: 10W
- Input Voltage: 120V
- Power Factor: 0.9
- Brightness: 800 Lm
- CCT: 3000K/4000K/5000K/6000K
- Beam Angle: 180°
- Base: E26
- Dimension: 4-3/8"(H) * 2-3/8"(Ø)



A19
VO-A19W10-120

Votatec
Innovation & Quality

www.votatec.ca

- Power: 17W
- Input Voltage: 120V
- Power Factor: 0.9
- Brightness: 1600 Lm
- CCT: 3000K/4000K/5000K
- Beam Angle: 180°
- Base: E26
- Dimension: 4-3/8"(H) * 2-3/8"(Ø)



A19
VO-A19W17-120



- Power: 10W
- Input Voltage: 120V
- Power Factor: 0.9
- Brightness: 800 Lm
- CCT: 3000K/4000K/5000K
- Beam Angle: 180°
- Base: GU24
- Dimension: 3-7/8"(H) * 2-3/8"(Ø)



No Glare Efficient Thermal Dissipation CRI > 80 15 000 Hrs Instant On No Flicker Dimmable IC

GU24 A19

VO-GU24A19W10-120

Votatec
Innovation & Quality

www.votatec.ca



ec
0w

Votatec
5w replaces 40w

Votatec
5w replaces 40w

otatec
7w replaces 75w

Votatec
3.8w replaces 40w

Votatec
3.8w replaces 40w

Votatec

Votatec

Innovation & Quality
www.votatec.ca

Votatec
4w replaces 25w

Votatec
4w replaces 25w

Votatec
4w replaces 25w

Votatec
4w replaces 25w

Votatec
7w replaces 50w

Votatec
7w replaces 50w

© 2014 Votatec Inc.
Energy Star
E-16
E-17
E-26
E-27

Energy Star
E-16
E-17
E-26
E-27

PAR 20 LED

Energy Star
E-16
E-17
E-26
E-27

Energy Star
E-16
E-17
E-26
E-27

Energy Star
E-16
E-17
E-26
E-27



Bulb Catalog

www.votatec.ca

info@votatec.ca