


CCT SWITCH



Specification

Model No.	Power	Input Voltage	Brightness	CCT	L x W x H
VO-WR5FT4W48-347-3Way-L	48W	120-347V	5520LM	3000K/4000K/5000K Adjustable	47.2" x 5.3" x 2.1"



General Characteristics

Fixture Life Hours	50000 Hours
Bulb	Integrated LED
Lumens Per Watt (LPW)	110.00
Safety Rating	ETL - Damp Location
Fixture Characteristics	
Shape	Linear
Mounting	Surface / Suspend
Use Location	Indoor
Electrical Characteristics	
Watts	48 W
Volts	120-347V
Power Factor	0.95
Operating Temperature	-20°C to 45°C (-4°F to 113°F)
Light Characteristics	
Brightness	5520 Lumens
Color Accuracy (CRI)	80
Color Temperature	4000K / 5000K / 3Way CCT
Beam Angle	110°
Product Dimensions	
Item Dimensions (in)	(L) 47.6 (W) 5.3 (H) 2.1

Options:
(Sell Separately)

- Double Head Male Connector
- Linking Cable
- Power Cord
- Chain Kit

Options: (Sell Separately)



Connector



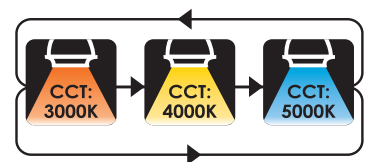
Linking Cable



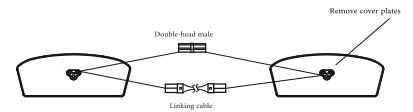
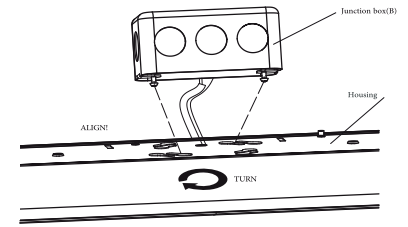
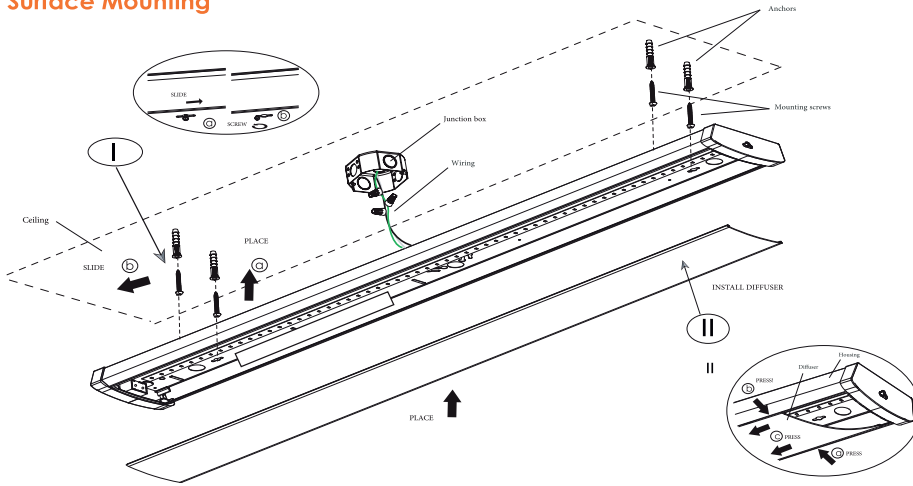
Power Cord



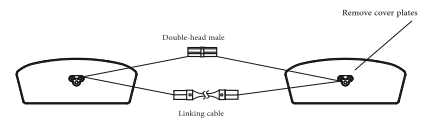
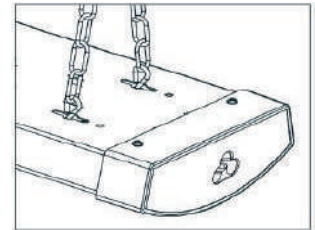
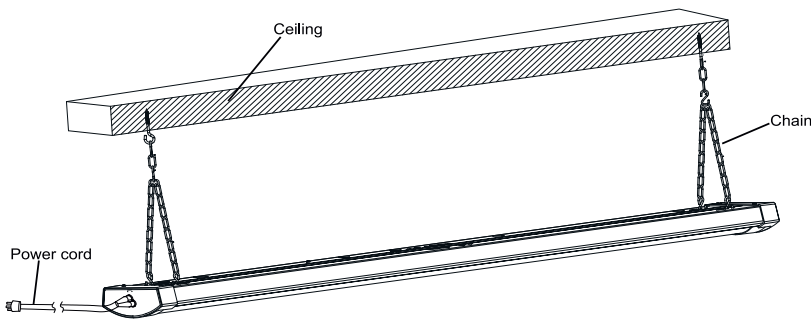
Chain Kit



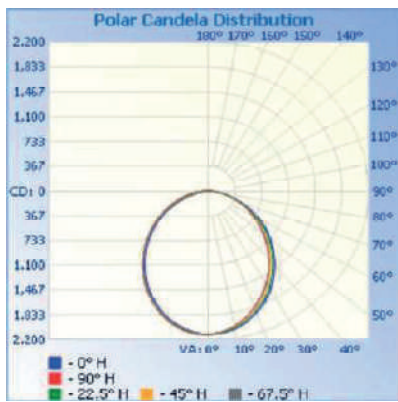
Surface Mounting



Suspension Mounting



Goniophotometer Test



	Center Beam FC	Beam Width	
0.7ft	4,758.52 fc	1.6ft	1.6ft
1.3ft	1,189.63 fc	3.3ft	3.1ft
2.0ft	528.73 fc	4.9ft	4.7ft
2.7ft	297.41 fc	6.6ft	6.2ft
3.3ft	190.34 fc	8.2ft	7.8ft
4.0ft	132.18 fc	9.8ft	9.4ft

■ Vert. Spread: 101.8° ■ Horiz. Spread: 99.0°

	Efficiency	Lumens	Horizontal Spread	Vertical Spread
Field (%10):	%96.7	5,219.0	161.9	156.3
Beam (%50):	%64.7	3,489.3	99	101.8
Total:	%99.9	5,389.7		

