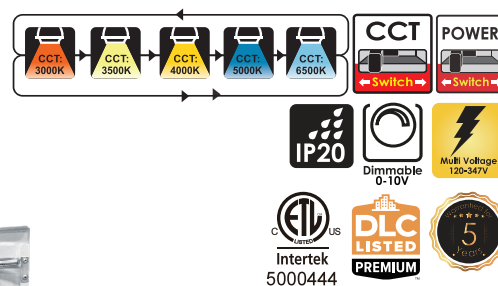


Project : _____
 Type : _____
 Drawn by : _____
 Catalogue No. : _____
 Date : _____



Specifications

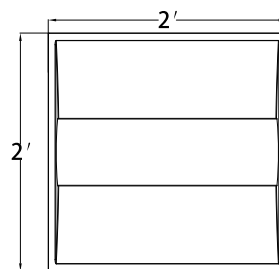
Model No.		<input type="checkbox"/> VO-TF22W40-347-5Way-P	<input type="checkbox"/> VO-TF24W50-347-5Way-P
General	Watts	20-25-30-35-40W	20-25-30-40-50W
	Halogen Equivalent	Min.40W, Max. 80W	Min.45W, Max. 105W
	Lumen	2500-3125-3750-4375-5000LM	2500-3125-3750-5000-6250LM
	Efficiency	125LM/W	125LM/W
	CCT	3000/3500/4000/5000/6500K ADJ	3000/3500/4000/5000/6500K ADJ
	Volts	AC120-347V	AC120-347V
	CRI	>80	>80
	Beam Angel	120degree	120degree
	Hours Rated	50000 hours	50000 hours
	Installation ways	Recessed	Recessed
IP rating	IP20	IP20	
Electrical	Operating Frequency	50-60Hz	50-60Hz
	Power Factor	>0.9	>0.9
	Flicker percentage	<5%	<5%
	Surge Protection	L/N-1KV	L/N-1KV
	Operating Temperature	-20°C TO 40°C	-20°C TO 40°C
Physical	Dimension	23.74X23.74X2.08 in	23.74X23.74X2.08 in
	Frame	Aluminum	Aluminum
	Frame color	RAL9003	RAL9003
	Lens material	PC	PC
	Weight	5.8 lb	10.8 lb
Additional Information	Extra Optional Function	No	No
	Warranty	5 years	5 years
Compliance	Safety Listing	CUL-Listed	CUL-Listed
	Location Rating	Damp	Damp
	Energy Star	No	No
	DLC Approved	Yes, DLC Premium-S-BR8K93	Yes, DLC Premium-S-Q X6X79

Features & Specifications

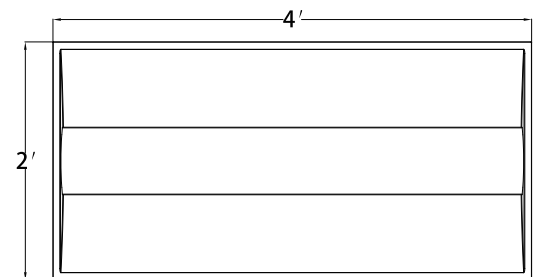
Construction	<ul style="list-style-type: none"> • Angled lens provides depth, and the convenience of Multi CCT and Wattage provides ease of installation, making any application perfectly illuminated. • 5CCTs and 5 Powers Selectable provides more options on site and save SKU in warehousing • External J-box optional, for adding wiring space
Mounting	<ul style="list-style-type: none"> • T-bar recessed directly
Performance Data	<ul style="list-style-type: none"> • Available in 3000/3500/4000/5000/6500K selectable color temperature • 80+ CRI, SDCM<5 • Electrical ratings: 120-347 V • Estimated life of over 100,000 hours to L70 • 0-10V dimming driver • Flicker percentage<5%, meet IEEt standard • Operating temperature: -20°C to 40°C (-4°F to 104°F)
Compliances	<ul style="list-style-type: none"> • cETLus certified for damp locations • DLC5.1 Premium

Dimensions & Weights

Model No.	VO-TF22W40-347-5Way-P	VO-TF24W50-347-5Way-P
Size in. (mm)	23.74X23.74X2.08 in (603x603x53)	47.75X23.74X2.08 in (1212x603x53)
Net weight (lbs)	5.95	10.8
Package	2pcs/ctn	2pcs/ctn

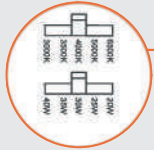


603x603x53mm




1212x603x53mm

- DIP switch selectable 5CCTs and 5Watts

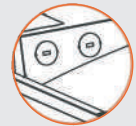


- External J-box add wiring space



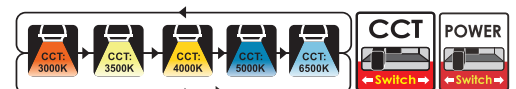
- Powder-coated backplate Avoid scratchy, rusty

- Side knockout fit 90deg. conduit



Lumen Details

Model No.:	Watts (W)	3000K		3500K		4000K		5000K		6500K	
		Lumen Output (LM)	Efficiency (LMJW)	Lumen Output (LM)	Efficiency (LM/W)	Lumen Output (LM)	Efficiency (LM/W)	Lumen Output (LM)	Efficiency (LMJW)	Lumen Output (LM)	Efficiency (LM/W)
VO-TF22W40-347-5Way-P	20W	2500	125	2500	125	2500	125	2500	125	2500	125
	25W	3125	125	3125	125	3125	125	3125	125	3125	125
	30W	3750	125	3750	125	3750	125	3750	125	3750	125
	35W	4375	125	4375	125	4375	125	4375	125	4375	125
	40W	5000	125	5000	125	5000	125	5000	125	5000	125
VO-TF24WS0-347-5Way-P	20W	2500	125	2500	125	2500	125	2500	125	2500	125
	25W	3125	125	3125	125	3125	125	3125	125	3125	125
	30W	3750	125	3750	125	3750	125	3750	125	3750	125
	40W	5000	125	5000	125	5000	125	5000	125	5000	125
	SOW	6250	125	6250	125	6250	125	6250	125	6250	125



Data is based upon tests performed in a controlled environment. Actual performance can vary depending on operating conditions. All products are subject to change or may be discontinued any time without notice. Please contact your Votatec customer service representative to confirm inventory levels at time of order

