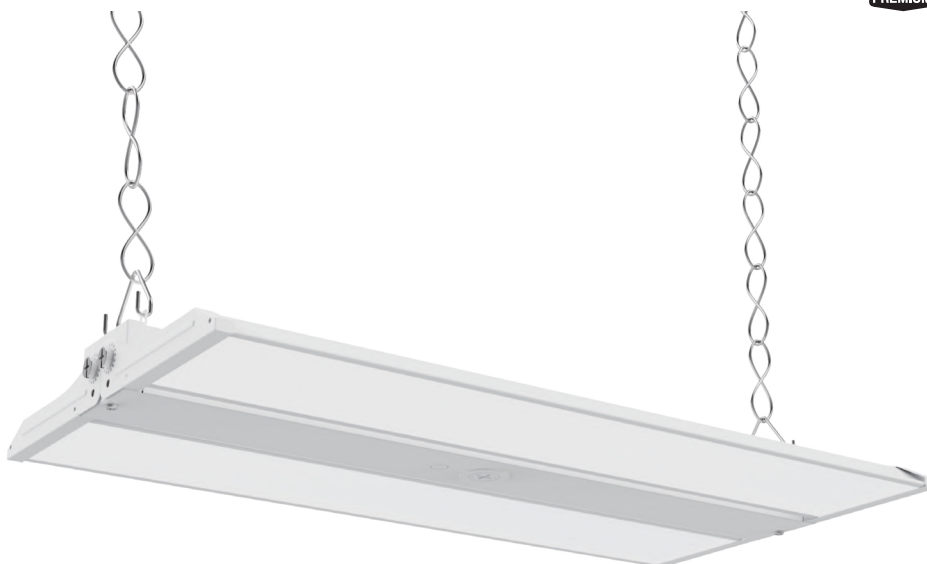


Project :
Type :
Drawn by :
Catalogue No. :
Date :



Specifications

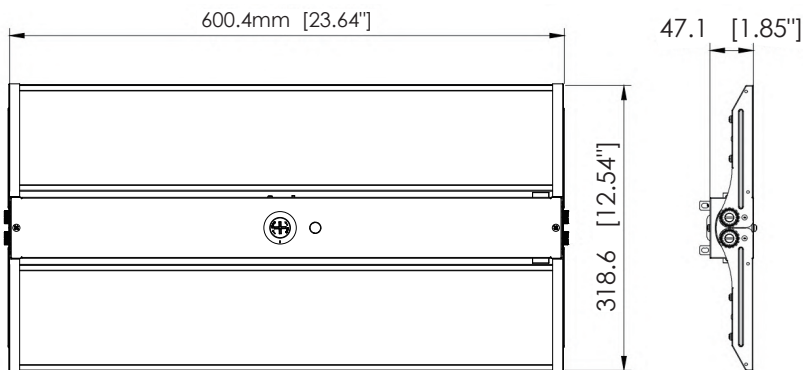
Model No.		VO-LH2W220FT2-347-3WAY-D-S
General	Watts	220/165/110W ADJ
	Lumen	33000/24750/16500Lm
	Installation method	Chain hoist
	CCT	3500/4000/5000K ADJ
	Volts	AC120-347V
	CRI	>70
	Beam Angel	90°
	Hours Rated	50000 hours
Electrical	Operating Frequency	50/60Hz
	Power Factor	>0.9
	Operating Position	Damp Location
	Operating Temperature	-40°F~158°F
Physical	Lens Material	PC+SPCC
	Housing Color	White
Additional Information	Additional Info	5CCT adjustable + Power adjustable
	Warranty	5 Years
Compliance	Safety Listing	UL Listed
	Location Rating	Damp
	DLC Approved	Yes, DLC Premium 5.1
	DLC ID	S-X7X9CY

Features & Specifications

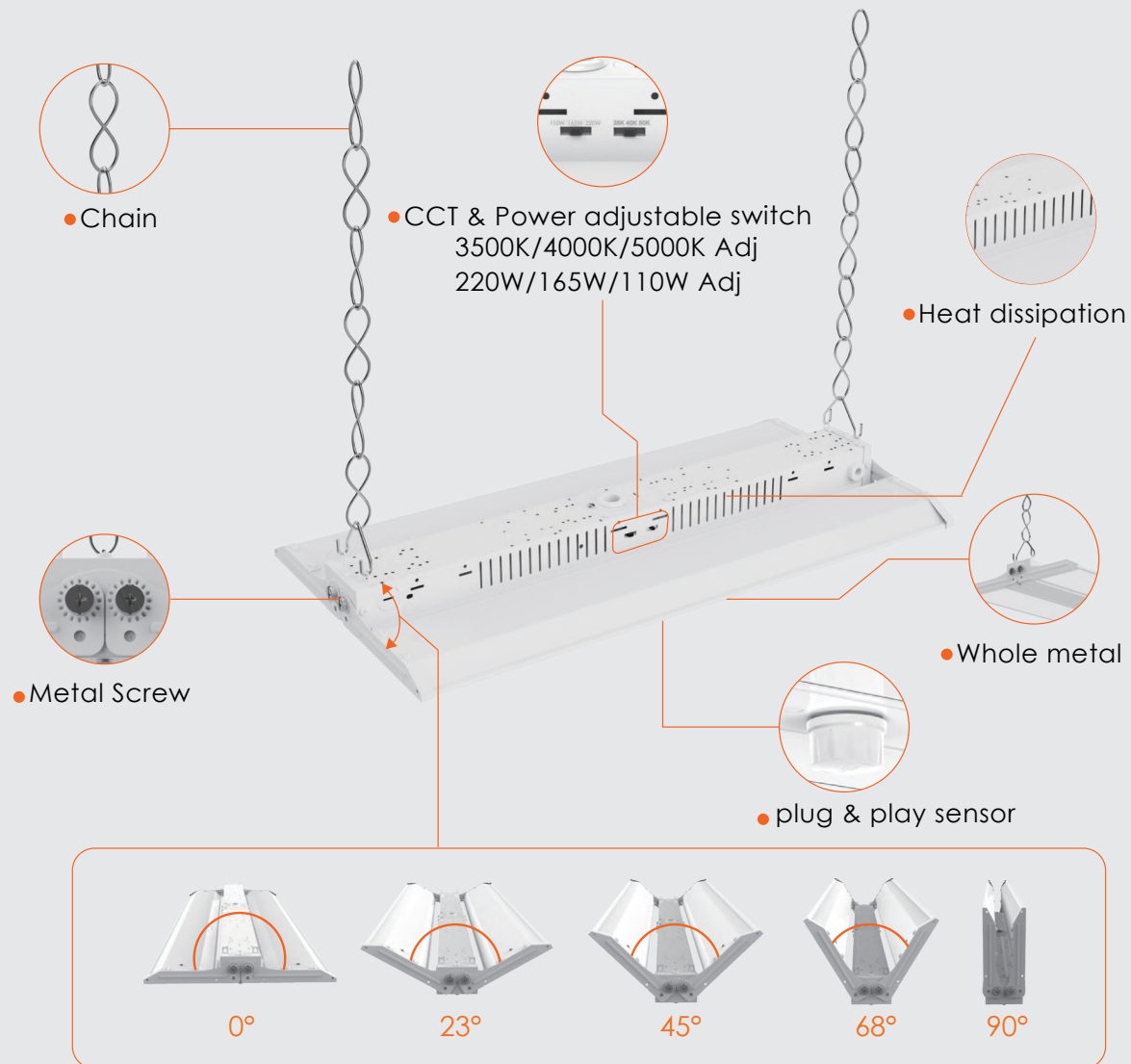
Construction	<ul style="list-style-type: none"> • CCT and Power Adjust Switch in housing • 0-90°Foldable Installation Chain Mount
Mounting	<ul style="list-style-type: none"> • Available with Chain Installtion
Performance Data	<ul style="list-style-type: none"> • 220/165/110W Adj , 3500K/4000K/5000K selectable • 70+ CRI • Electrical ratings: AC120-347V • 0-10V dimming • Efficient sheet metal radiator that can effectively meet heat dissipation needs • Operating temperature: -40°C~70°C (-40°F~158°F)
Compliances	<ul style="list-style-type: none"> • UL certified for damp locations • IP20 • DLC Premium
application	<ul style="list-style-type: none"> • Stores, Showrooms, Restaurants, and various Commercial & Residential spaces.

Dimensions & Weights

Model	VO-LH2W220FT2-347-3WAY-D-S
Length in.(cm)	23.64in(600.4mm)
Width in.(cm)	12.54in(318.6mm)
Height in.(cm)	1.85in(47.1mm)
Net weight lbs	11.46lb(5.20kg)



Product Details



Occupancy Sensor(Optional)

Part Number	Position	Volt (V)	Technology	Height (Ft)	DetectionArea (%)	Time setting (Min)	Light control (Lux)	IP rating	Temperature (°C)
DC Sensor	Plug-in sensor	12V-24 DC	PIR Sensor	15m Max	20%/50%/75%/100%(1-8m)	10S/1min/5min/10min/15min/20min/30min/60min	24H/10LUX/30LUX/50LUX	IP65	-20°C~+60°C (-4°F~+140°F)

NOTE : Warm up time is 40seconds. After the sensor connects input power first time, the light will keep on 40seconds then go to dimming to work normally.

Pre-Set :

Detection Area : 100%

Hold Time : 5min

Stand-by Period : 60min


Stand-by Dim Level : 30%

Daylight Sensor : Disable



Accessories

Order Code	Compatible with	Order Option
Remote Control	VO-LH2W220FT2-347-3WAY-D-S	Order seperately
Chain/V-Hook/Wire cap	VO-LH2W220FT2-347-3WAY-D-S	Included
Plug-in sensor	VO-LH2W220FT2-347-3WAY-D-S	Order seperately



Remote Controller



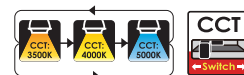
Chain
V-Hook
Wire cap



Plug-in
sensor

Lumen Details

Model No.	Power	3500K		4000K		5000K	
		Lumen Output (LM)	Efficiency (LM/W)	Lumen Output (LM)	Efficiency (LM/W)	Lumen Output (LM)	Efficiency (LM/W)
VO-LH2W220FT2-347-3WAY-D-S	220W	33000	150	33000	150	33000	150
	165W	24750	150	24750	150	24750	150
	110W	16500	150	16500	150	16500	150



Data is based upon tests performed in a controlled environment. Actual performance can vary depending on operating conditions. All products are subject to change or may be discontinued any time without notice. Please contact your Votatec customer service representative to confirm inventory levels at time of order

