

Project :

Type :

Drawn by :

Catalogue No. :

Date :



Specifications

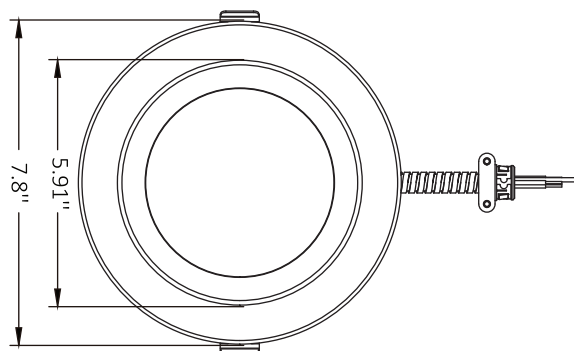
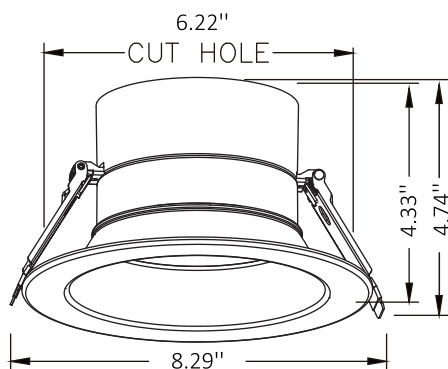
| Model No. | | <input type="checkbox"/> VO-COM6W30-347-5Way |
|------------------------|-----------------------|--|
| General | Watts | 30W/26W/22W/16W/12W |
| | HID Equivalent | 150W |
| | Lumen | 3840lm/3458lm/2992lm/2272lm/1704lm |
| | CCT | 2700K/3000K/3500K/4000K/5000K |
| | Volts | 120-347V |
| | CRI | >90 |
| | Beam Angle | 90° |
| | Hours Rated | 50000 Hours |
| | Min Compartment Size | 7.8" x 4.33" / 6" |
| | Operating Frequency | 50-60 Hz |
| Electrical | Power Factor | >0.9 |
| | Driver Type | Flicker Free, Isolated |
| | Operating Temperature | -4°F to 104°F |
| | Lamp Body | ADC12 |
| Physical | LGP | PMMA |
| | Lens Material | Plastic |
| | Housing Color | White |
| | Weight (Kg) | 0.58 |
| | Additional Info | 5 Way CCT |
| Additional Information | Dimming | 0-10 Dimming |
| | Warranty | 5 Years |
| Compliance | Safety Listing | CETLus-Listed |
| | Location Rating | Wet |
| | Energy Star | Yes |
| | DLC Approved | No |
| | DLC ID | No |

Features & Specifications


| | |
|------------------|--|
| Construction | <ul style="list-style-type: none"> Aluminum housing with smooth surface , featuring a white surface treatment that combines excellent heat conduction performance with a modern appearance IC Rated for insulation contact High lighting efficiency CCT switches are placed discretely inside the driver housing Integrated Driver Housing: Integrated design for a clean, sleek appearance and easy wiring |
| | <ul style="list-style-type: none"> Recessed mounting, compatable with standard ceiling cutouts |
| Mounting | |
| Performance Data | <ul style="list-style-type: none"> Available in 2700k/3000k/3500k/4000k/5000k switchable 90+ CRI Electrical ratings: 120-347V 50-60Hz Estimated life of over 50 000 hours to L70 0-10v Dimming Operating temperature: -20°C /-4°F to 40°C/104°F |
| | |
| Compliances | <ul style="list-style-type: none"> ETL certified for wet locations IP40 ES listed |

Dimensions & Weights

| Model | VO-COM6W30-347-5Way |
|------------------|---------------------|
| Diameter in.(cm) | 7.8in (19.8) |
| Height in. (cm) | 4.33in (11) |
| Net weight (lbs) | 1.28 |



Product Details



- 5CCT switchable
2700K/3000K/3500K/
4000K/5000K



- Power switchable
30W/26W/22W/16W/12W



- Plenum flexible
metal wiring
assemblies

- Integrated Driver Housing
IC Rated

- Aluminum housing with
Efficient Heat Dissipation &
Durable Structure



- Large light-emitting surface
and uniform light output



Compatible Dimmers

| BRAND | SERIES | MODEL |
|---------|--------|----------------|
| LUTRON | / | MS-Z101 |
| LUTRON | / | RMJS-8TN-DV-B |
| LEVITON | / | IP710-LFZ |
| LUTRON | / | DVSTV-36WH29 |
| LUTRON | / | DVSTV-WH |
| LEGRAND | / | RH4FBL3PTCCCV6 |
| LEGRAND | / | PH4FBL3PTC |

Dimming range : 0%-100%

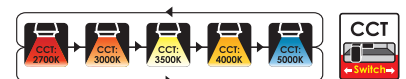
This table shows dimmers that have been tested and have demonstrated proper operation under normal conditions. Each installation being unique, various factors such as load, common neutrals or other electrical products on the circuit can, in certain instances, cause variance in system performance.

Read and comply to the dimmer installation instructions. Some dimmers may require more than one product for stable operation.

recommends to use dimmers designed to work with LED products. Older dimmers designed for incandescent products may cause erratic operation.

Lumen Details

| Model No.: | Watts (W) | 2700K | | 3000K | | 3500K | | 4000K | | 5000K | |
|---------------------|-----------|-------------------|-------------------|-------------------|-------------------|-------------------|-------------------|-------------------|-------------------|-------------------|-------------------|
| | | Lumen Output (LM) | Efficiency (LM/W) | Lumen Output (LM) | Efficiency (LM/W) | Lumen Output (LM) | Efficiency (LM/W) | Lumen Output (LM) | Efficiency (LM/W) | Lumen Output (LM) | Efficiency (LM/W) |
| VO-COM6W30-347-5Way | 12W | 1596LM | 133 | 1656LM | 138 | 1716LM | 143 | 1728LM | 144 | 1704LM | 142 |
| | 16W | 2080LM | 130 | 2192LM | 137 | 2288LM | 143 | 2304LM | 144 | 2272LM | 142 |
| | 22W | 2772LM | 126 | 2904LM | 132 | 3080LM | 140 | 3058LM | 139 | 2992LM | 136 |
| | 26W | 3172LM | 122 | 3354LM | 129 | 3562LM | 137 | 3562LM | 137 | 3458LM | 133 |
| | 30W | 3570LM | 119 | 3780LM | 126 | 4020LM | 134 | 3990LM | 133 | 3840LM | 128 |



Data is based upon tests performed in a controlled environment. Actual performance can vary depending on operating conditions. All products are subject to change or may be discontinued any time without notice. Please contact your Votatec customer service representative to confirm inventory levels at time of order

