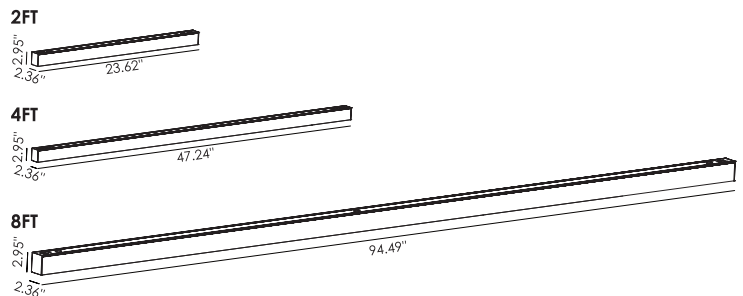


Features & Specifications

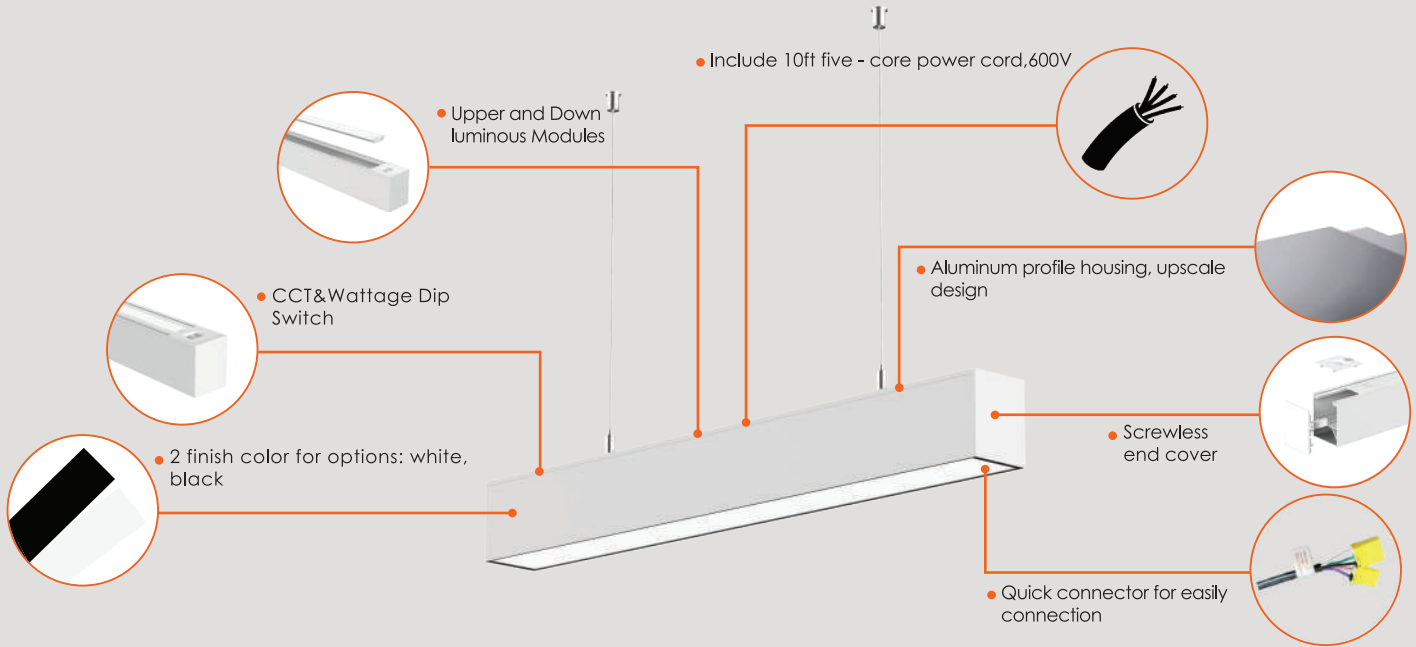
Construction	<ul style="list-style-type: none"> Aluminum housing, low profile, upscale design 4 CCTs and 3 Powers Selectable provides more options on site and save SKU in warehousing Screwless end cap and buckle joint ensure tool-free connecting Indirect/direct lighting mode for options Various different installation accessories for different application: pendant, wall mounted, surface mounted Various different accessories for different shape: I, L, T, X, V, Y
	<ul style="list-style-type: none"> wall mounted, surface mounted, recessed mounted, suspension mounted
Performance Data	<ul style="list-style-type: none"> Available in 3000K/3500K/4000K/5000K selectable color temperature 80+ CRI, SDCM<5 Electrical ratings: 120-347V Estimated life of over 100,000 hours to L70 0-10V dimming driver Flicker percentage<5%, meet IEEE standard Operating temperature: -20°C to 40°C (-4°F to 104°F)
Compliances	<ul style="list-style-type: none"> cULus certified for Damp locations DLC 6.0 Premium (To be advised)

Dimensions & Weights


Model.No	2FT	4FT	8FT
Size in. (mm)	23.62X2.95X2.36 in (600X75X60)	47.24X2.95X2.36 in (1200X75X60)	94.49X2.95X2.36 in (2400X75X60)
Net weight (lbs)	3.09lb	5.07lb	9.7lb
Package	1pc/box 6pcs/ctn	1pc/box 6pcs/ctn	1pc/box 4pcs/ctn




Product Details



Connections




Buckle Joint, I shape; Max linkable : 8FT-8PCS,4FT-16PCS,2FT-48PCS



X connector, X shape



L connector, rectangle shape



V connector, Hexagon shape (120 degree)



T connector, T shape



Y connector, Y shape

Installations




Suspension



Wall mounted



Surface mounted



Suspension with Canopy



Recessed mounted

Compatible Dimmers

Brand	Model
LUTRON	DSTV-Diva

Dimming range : 10%-100%

This table shows dimmers that have been tested and have demonstrated proper operation under normal conditions. Each installation being unique, various factors such as load, common neutrals or other electrical products on the circuit can, in certain instances, cause variance in system performance. Read and comply to the dimmer installation instructions. Some dimmers may require more than one product for stable operation. recommends to use dimmers designed to work with LED products. Older dimmers designed for incandescent products may cause erratic operation.

Occupancy Sensors

Part Number	Position	Volt (V)	Technology	Height (FT)	Sensitivity Setting(%)	Hold Time	Stand-by period	IP rating	Temperature (°C)
HSE-SP21L-2	External	10-15V DC	PIR+ Bluetooth	<13ft	100%/75%/50%/25%	5s/30s/1 min- 120 min (Min Hold Time 5s,(Adjustment) Range 1 min)	0s /5s/30s/1 min to 120min(Adjustment) Range 1 min)/∞	IP20	-30°C to +60°C (-22°F to + 140°F)

NOTE : 1. Warm up time is 10 seconds. After that fixture would be flickering. and remote control could be configured.
2. One sensor can control 10pcs 2FT/4FT AR linear; 5pcs of 8FT linear.

DEFAULT SETTING :

Motion Sensor: ON
 Detection Area: High
 Max Dim: 100%
 Holdtime: 10s
 Standby Dimming Level: 20%
 Standby Period: 10s
 Daylight Sensor: OFF
 Daylight Threshold: 50Lux
 Daylight Harvesting: OFF



Bluetooth:

Detection Range Radius: 2-4m (6.56-13.12ft)
 Bluetooth Transmit -25m 170.60ft
 Control Device-HSE WISE APP
 Radio Frequency-2.4GHz(2402~2480MHz)
 Bluetooth Version- 5.2



Single end base+sensor (Black/white)






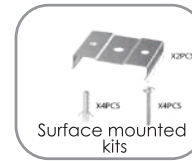

Double end base+sensor (Black/white)



HD06R Remote control


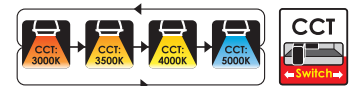
Accessories (Order Separately)

Order Code	Compatible With
Buckle joint for I type(LI-JA-I003)	2FT, 4FT, 8FT
DIY PC Diffuser for "I" type.(LI-J-Z001)	2FT, 4FT, 8FT
Wall mounted kits(LI-J-B001)	2FT, 4FT, 8FT
Surface mounted kits(LI-J-X001)	2FT, 4FT, 8FT
Recessed kits (LI-J-Q001)	2FT, 4FT, 8FT
Upper module for 2FT, 3CCT(LI-J0600-PPCF-W)	2FT, white
Upper module for 2FT, 3CCT(LI-J0600-PPCF-B)	2FT, black
Upper module for 2FT, 3CCT(LI-J1200-PPCF-W)	4FT, white
Upper module for 2FT, 3CCT(LI-J1200-PPCF-B)	4FT, black
Upper module for 2FT, 3CCT(LI-J2400-PPCF-W)	8FT, white
Upper module for 2FT, 3CCT(LI-J2400-PPCF-B)	8FT, black
"L" connector for L type-3CCT(LI-JL-PPCN-W-004)	2FT, 4FT, 8FT, white
"L" connector for L type-3CCT(LI-JL-PPCN-B-004)	2FT, 4FT, 8FT, black
"T" connector for T type-3CCT(LI-J-T004-CCT-W)	2FT, 4FT, 8FT, white
"T" connector for T type-3CCT(LI-J-T004-CCT-B)	2FT, 4FT, 8FT, black
"X" connector for X type-3CCT(LI-J-X004-CCT-W)	2FT, 4FT, 8FT, white
"X" connector for X type-3CCT(LI-J-X004-CCT-B)	2FT, 4FT, 8FT, black
"V" connector for V type-3CCT(LI-J-V004-CCT-W)	2FT, 4FT, 8FT, white
"V" connector for V type-3CCT(LI-J-V004-CCT-B)	2FT, 4FT, 8FT, black
"Y" connector for Y type-3CCT(LI-J-Y004-CCT-W)	2FT, 4FT, 8FT, white
"Y" connector for Y type-3CCT(LI-J-Y004-CCT-B)	2FT, 4FT, 8FT, black
Round canopy, $\Phi 4$ " (LI-J-R120-001-W)	2FT, 4FT, 8FT, white
Round canopy, $\Phi 4$ " (LI-J-R120-002-B)	2FT, 4FT, 8FT, black
Remote control (HD06R: LI-J-PIR-RC)	2FT, 4FT, 8FT, black & white
Single end base+Sensor (LI-J-PIR-2-W)	2FT, 4FT, 8FT, white
Single end base+Sensor (LI-J-PIR-2-B)	2FT, 4FT, 8FT, black
Double end base+Sensor (LI-J-PIR-2-W)	2FT, 4FT, 8FT, white
Double end base+Sensor (LI-J-PIR-2-B)	2FT, 4FT, 8FT, black



Lumen Details

Model NO.:	Watts (W)	3000K		3500K		4000K		5000K	
		Lumen Output (L.M)	Efficiency (L.M/W)	Lumen Output (L.M)	Efficiency (L.M/W)	Lumen Output (L.M)	Efficiency (L.M/W)	Lumen Output (L.M)	Efficiency (L.M/W)
VO-AL W25FT 2-347-4WAY-P-W-D-X	15W	1929.84	130.78	1931.18	132.88	1930.06	133.24	1930.81	131.59
	20W	2503.87	130.39	2519.98	132.49	2519.51	131.62	2507.74	131.74
	25W	3146.64	129.96	3180.05	133.65	3179.15	133.68	3149.82	130.46
VO-AL W25FT 4-347-4WAY-P-B-D-X	15W	1838.00	130.20	1841.55	129.50	1868.57	131.71	1840.45	130.82
	20W	2378.91	129.92	2501.89	132.94	2504.39	133.16	2487.38	130.59
	25W	3120.73	129.58	3177.60	132.63	3718.14	133.27	3137.37	129.63
VO-AL W50FT 4-347-4WAY-P-W-D-X	30W	3817.30	130.21	3772.07	133.15	3879.38	132.37	3912.51	131.90
	40W	5112.17	130.03	5185.28	132.51	5216.43	133.40	5230.04	130.80
	50W	6278.84	130.88	6394.12	132.94	6434.00	132.76	6420.59	130.02
VO-AL W50FT 4-347-4WAY-P-B-D-X	30W	3942.47	130.95	4001.02	133.19	3993.05	133.25	3943.87	132.72
	40W	5170.28	130.95	5159.73	132.60	5214.38	132.04	5223.75	131.46
	50W	6310.00	129.53	6301.26	132.91	6374.85	133.16	6336.43	130.34
VO-AL W100FT 8-347-4WAY-P-W-D-X	60W	7649.02	130.75	7805.12	133.47	7885.24	132.66	7867.04	132.14
	80W	10287.06	130.33	10438.06	133.07	10296.08	133.05	10101.16	132.43
	100W	12602.66	130.46	12843.20	132.71	12870.58	132.49	12831.98	131.59
VO-AL W100FT 8-347-4WAY-P-B-D-X	60W	7574.92	130.40	7476.92	133.46	7569.12	132.62	7587.82	130.53
	80W	10165.58	130.77	10201.80	133.29	10180.50	132.53	9930.52	131.55
	100W	12416.42	129.58	13084.62	133.13	12513.52	132.41	12393.44	130.88



Data is based upon tests performed in a controlled environment, Actual performance can vary depending on operating conditions. All products are subject to change or may be discontinued any time without notice. Please contact your votatec customer service representative to confirm inventory levels at time of order

