

Project : \_\_\_\_\_  
 Type : \_\_\_\_\_  
 Drawn by : \_\_\_\_\_  
 Catalogue No. : \_\_\_\_\_  
 Date : \_\_\_\_\_



## Specification

Model No.		<input type="checkbox"/> LEDPL-9-G24Q-8SC1-HYB	<input type="checkbox"/> LEDPL-16-G24Q-8SC1-HYB
General	Watt	9W	16W
	Equivalent to traditional	26W CFL	32/42W CFL
	Lumen	1100LM	1850LM
	Type	Type A+ B	Type A+ B
	Base	G24q/GX24q 4Pin	G24q/GX24q 4Pin
	CCT	27/30/35/40/50K Adjustable	27/30/35/40/50K Adjustable
	Volts	AC120-277V	AC120-277V
	CRI	80	80
	Beam Angle	120degree	120degree
	Hours Rated	50,000 hours	50,000 hours
Electrical	Operating Frequency	50-60Hz	50-60Hz
	Power Factor	>0.9	>0.9
	Operating Temperature	-20C°(-4F) TO 45C° (113F)	-20C°(-4F) TO 45C° (113F)
	IP Rating	IP 20	IP 20
Physical	MOL	6.771in	6.771in
	MOD	2.36in	2.36in
	Lens Material	Plastic	Plastic
	Housing Color	white	white
	Weight (kg)	0.2	0.2
Additional Information	Additional Info	No-dimmable	No-dimmable
	Rated For Enclosed Fixture	Yes	Yes
	Warranty	5 years	5 years
Compliance	Safety Listing	cUL , FCC	cUL , FCC
	Certification	DL 6.0 standard	DL 6.0 standard
	DLC ID	Under application	Under application

## Features & Specifications

### Construction

- Compatible with G24q/GX24q installations
- Available in horizontal & vertical installations
- The lamp head can 90° adjustment, the base can rotate and extend in length
- No mercury used

### Performance Data

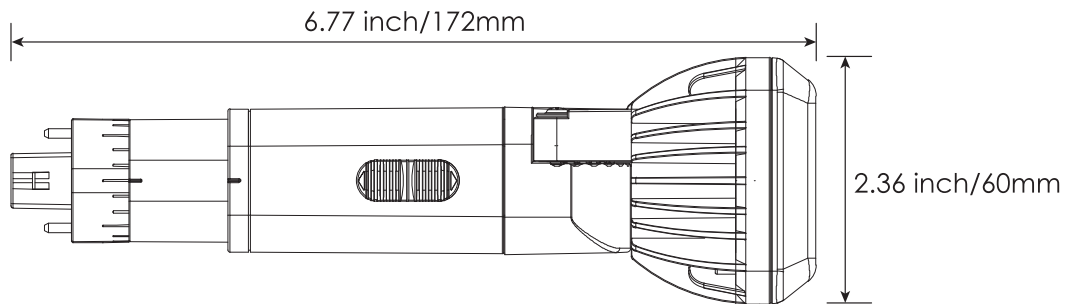
- Lamp ambient temperature: -4°F to 113°F(-20°C to 45°C)
- 50,000 hours lifespan @L70
- IP 20

### Compliances

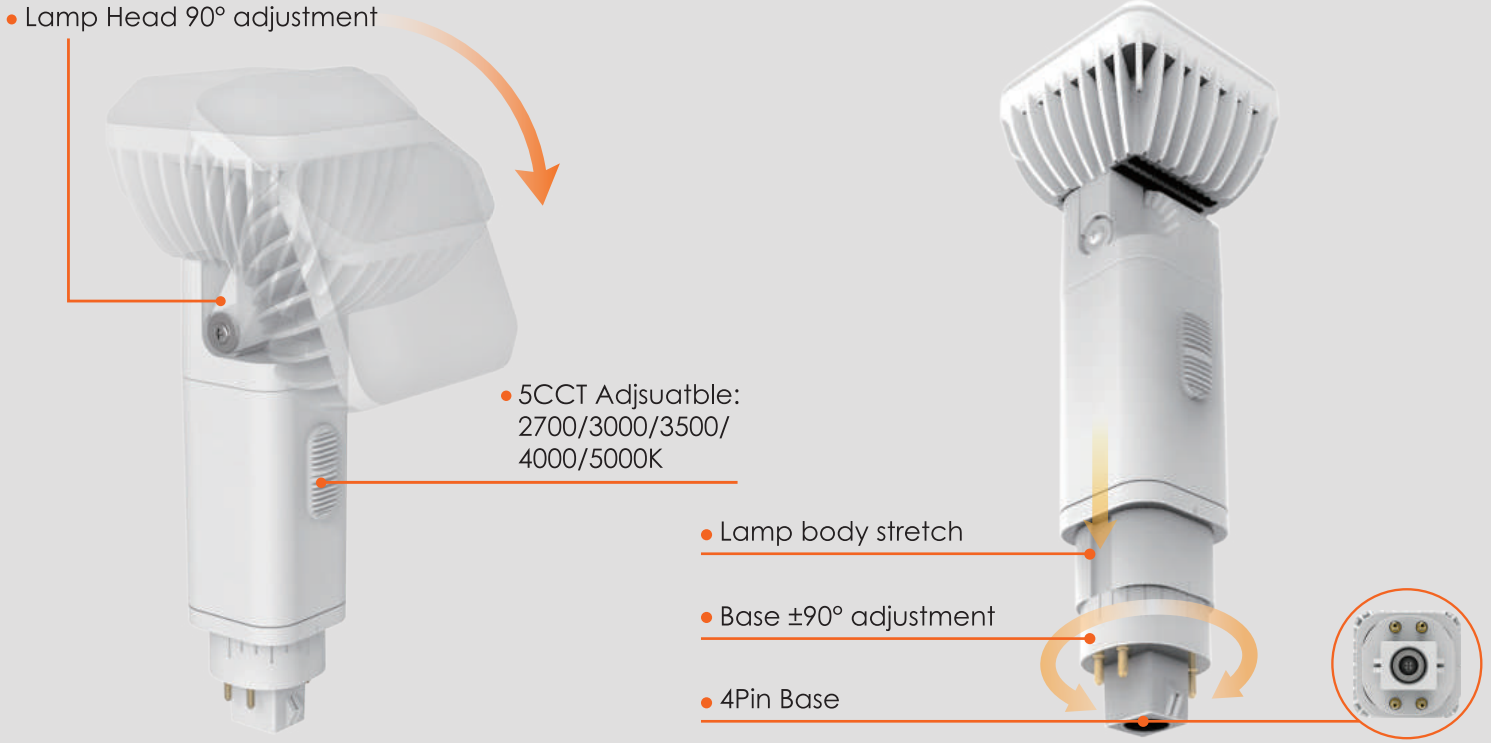
- cUL Certified for damp locations, FCC
- DLC 6. standard

## Dimensions & Weights

Model No.	LEDPL-9-G24Q-8SC1-HYB	LEDPL-16-G24Q-8SC1-HYB
Lenght ( inch/mm )	6.77 inch / 172 mm	6.77 inch / 172 mm
Diameter ( inch/mm )	2.36 inch / 60 mm	2.36 inch / 60 mm
Net weight ( kg/lbs )	0.200Kgs/0.44lbs	0.200Kgs/0.44lbs



## Product Details



## Lumen Details

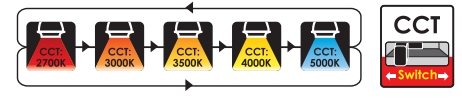
Model No.:	Watt (W)	2700K		3000K		3500K		4000K		5000K	
		Lumen Output (LM)	Efficiency (LM/W)	Lumen Output (LM)	Efficiency (LM/W)	Lumen Output (LM)	Efficiency (LM/W)	Lumen Output (LM)	Efficiency (LM/W)	Lumen Output (LM)	Efficiency (LM/W)
LEDPL-9-G24Q-8SC1-HYB	9	990	110	990	110	1000	111	1100	122	1000	111
LEDPL16-G24Q-8SC1-HYB	16	1650	103	1750	109	1750	109	1850	116	1850	116

## Ballast Compatibility List

- This LED PL lamp is compatible with both G24q and GX24q bases.
- Before installation, verify that the existing electronic ballast is included in the approved compatibility list.
- If the ballast is not compatible, bypass/remove it and connect the lamp directly to the mains supply according to the wiring instructions.

Note : This ballast list is provided for guidance when selecting a ballast and lamp combination. Lamps were tested for compatibility with the below listed Ballasts. Ballasts do not appear on the chart might still be compatible but have not been tested.

Number	ECG ID	ECG Module Type	120V		277V	
			1-lamp Compatibility	2-lamp Compatibility	1-lamp Compatibility	2-lamp Compatibility
1	Signify	Izt-2S26-M5-LD	√	√	√	√
2	Signify	Izt-2S26-M5-BS	√	√	√	√
3	Signify	Izt-2T42-M5-BS	√	√	√	√
4	Signify	Izt-2T42-M5-LD	√	√	√	√
5	Signify	ICF-2S42-M2-LD	√	√	√	√
6	Signify	ICF-2S26-H1-LD	√	√	√	√
7	PHILIPS	ICF-2S26-M1-BS-QS	√	√	√	√
8	Signify	ICF-2S18-H1-LD	√	√	√	√
9	Signify	REZ-2T42-M3-LD	√	√	-	-
10	Signify	REZ-2Q26-M2-LD	√	√	-	-
11	PHILIPS	VEZ-1T42-M2-LD	x	-	√	-
12	OSRAM	QTP 2x26CF/UNV DM	√	√	√	√
13	OSRAM	QTP 2X263242CF UNV DM	x	√	√	x
14	OSRAM	QTP 1/2x13CF/UNV DM	√	√	√	√
15	OSRAM	QTP 1/2x18CF/UNV DM	√	√	√	√
16	PROLINE	GEC218-MVPS-3W	√	√	√	√
17	PROLINE	GEC242-MVPS-SE	√	√	√	√
18	PROLINE	GEC242-MVPS-3W	√	√	√	√
19	Halco Lighting Technologies	EP2CF13PS/MV/DC/K	x	√	x	√
20	Halco Lighting Technologies	EP2CF26PS/MV/DC/K	x	x	x	√
21	Halco Lighting Technologies	EP2CF42PS/MV/DC/K	x	x	x	√
22	HatchLighting	HC218PS/UV/D	x	x	x	√
23	HatchLighting	HC242PS/UV/D	x	x	x	√
24	Universal Lighting Technologies	C213UNVME	√	√	√	√
25	Universal Lighting Technologies	C218UNVME	√	√	√	√
26	LUTRON	EC3DT4MWKU2S	-	√	-	√
27	LUTRON	FDB-T426-277-2-S	-	x	-	x
28	FULHAM	RHA-UNV-226-C	x	x	x	x
29	SOLA	E-724-U-226-M1-S	√	√	x	√
30	ARCATA	ACT2S26PSUNV	√	√	√	√
31	ROBERTSONLIGHTING	PSM226CQMVDWCE	√	√	√	√
32	HOWARD INDUSTRIES	EP2/26CF/MV/2	x	√	x	√
33	KEYSTONE	CAT.NO.KTEB-126-1-TP-SC-RJS /HB	√	-	-	-



Data is based upon tests performed in a controlled environment. Actual performance can vary depending on operating conditions. All products are subject to change or may be discontinued any time without notice. Please contact your Votatec customer service representative to confirm inventory levels at time of order

