
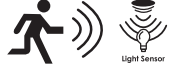
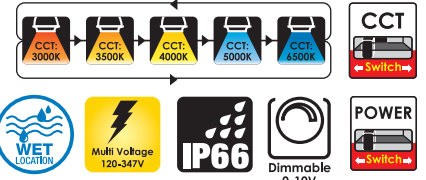


Project : \_\_\_\_\_  
 Type : \_\_\_\_\_  
 Drawn by : \_\_\_\_\_  
 Catalogue No. : \_\_\_\_\_  
 Date : \_\_\_\_\_



## Specifications

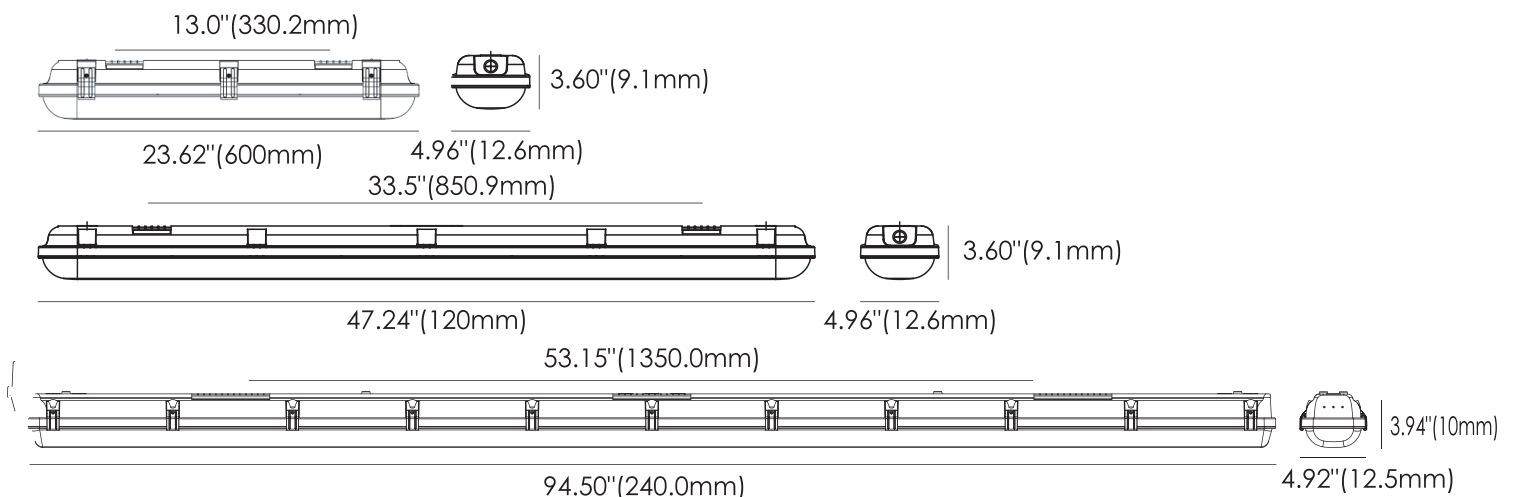
Model No.		<input type="checkbox"/> J5218KLDA-UF24W-5P5C-H	<input type="checkbox"/> J5236KLDA-UF48W-5P5C-H	<input type="checkbox"/> J5236KLDA-UF48W-5P5C-SH	<input type="checkbox"/> J5250KLEA-UF100W-5P5C-H
General	Size	2ft	4ft	4ft	8ft
	Watt	24W/22W/20W/17W/15W	48W/45W/40W/35W/30W	48W/45W/40W/35W/30W	100W/90W/80W/70W/60W
	Sensor	Not Available	Not Available	Built-in Sensor	Not Available
	Lumen	3480lm/3190lm/2900lm/ 2465lm/2175lm	6960lm/6525lm/5800lm 5075lm/4350lm	6960lm/6525lm/5800lm/ 5075lm/4350lm	14500lm/13050lm/11600lm/ 10150lm/8700lm
	Base	PC	PC	PC	PC
	CCT	3000K/3500K/4000K/5000K/ 6500K Adj	3000K/3500K/4000K/5000K/ 6500K Adj	3000K/3500K/4000K/5000K/ 6500K Adj	3000K/3500K/4000K/5000K/ 6500K Adj
	Volts	120-347V	120-347V	120-347V	120-347V
	CRI	>80	>80	>80	>80
	Beam Angle	110°	110°	110°	110°
	Hours Rated	≥50,000hours	≥50,000hours	≥50,000hours	≥50,000hours
Electrical	Operating Frequency	50-60Hz	50-60Hz	50-60Hz	50-60Hz
	Power Factor	>0.9	>0.9	>0.9	>0.9
	IP Rating	IP66	IP66	IP66	IP66
	Operating Temperature	-40°F~104°F(-40°C~40°C)	-40°F~104°F(-40°C~40°C)	-40°F~104°F(-40°C~40°C)	-40°F~104°F(-40°C~40°C)
Physical	Temperature Relative Humidity	10%-90%RH	10%-90%RH	10%-90%RH	10%-90%RH
	Lens Material	PC	PC	PC	PC
	Housing Color	Grey	Grey	Grey	Grey
Additional Information	Weight (kg)	1.23	2.41	2.41	5.83
	Additional Info	0-10V dimmable	0-10V dimmable	0-10V dimmable	0-10V dimmable
	Rated For Enclosed Fixture	Yes	Yes	Yes	Yes
Compliance	Warranty	UL,FCC,DLC	UL,FCC,DLC	UL,FCC,DLC	5 Years
	Certificates	5 Years	5 Years	5 Years	UL,FCC,DLC
	Energy Star	No	No	No	No
	DLC Approved	Yes	Yes	Yes	Yes
DLC ID		Under Application	Under Application	Under Application	Under Application

## Features & Specifications

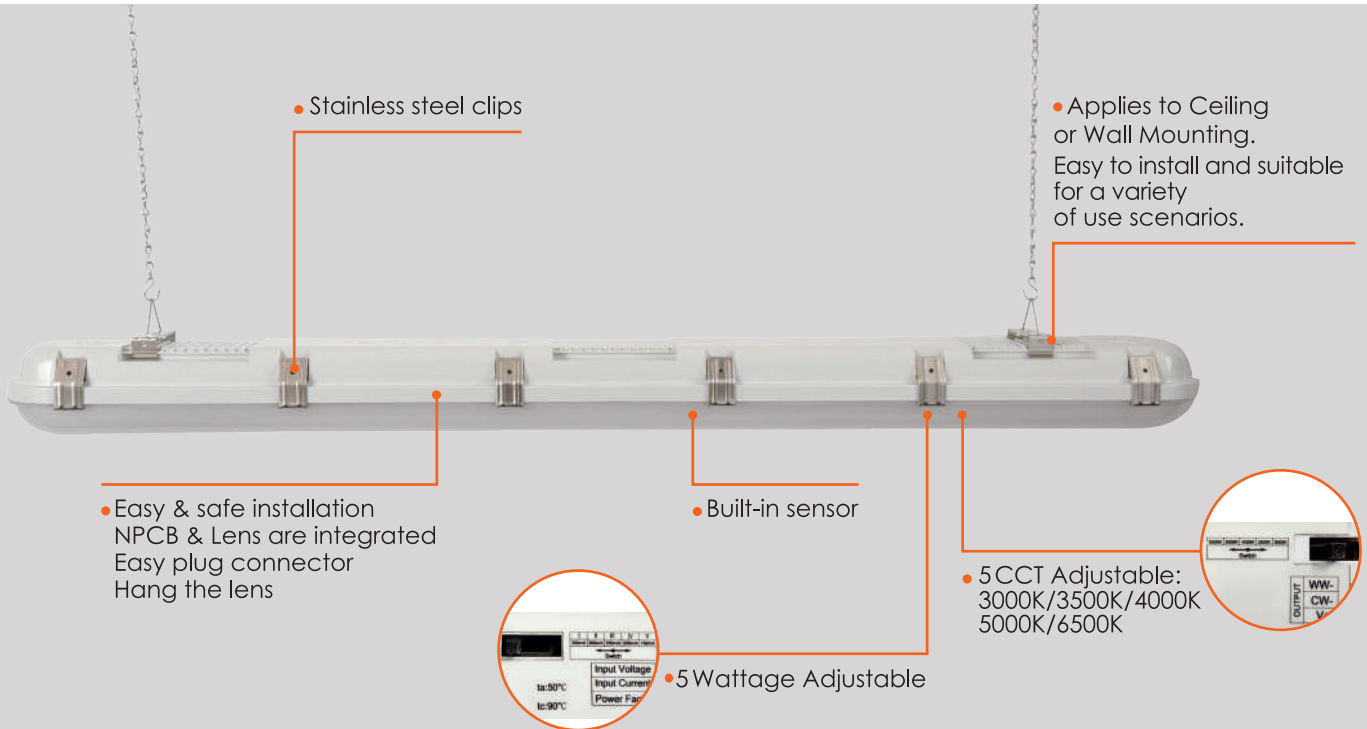
<b>Construction</b>	<ul style="list-style-type: none"> <li>• 5 CCTs and 5 Powers can be adjusted by switching</li> <li>• PC lens+ PC base for materials</li> <li>• Save up to 60% in electricity consumption compared to fluorescent lighting fixture</li> <li>• Easy to install with expansion screws and screws</li> <li>• Built-in sensor with option</li> </ul>
<b>Mounting</b>	<ul style="list-style-type: none"> <li>• Ceiling mounted , wall mounted, surface mounted</li> </ul>
<b>Performance Data</b>	<ul style="list-style-type: none"> <li>• IP66 LED Module waterproof luminaire</li> <li>• Electrical ratings: 120-347V</li> <li>• Operating temperature: -40°F to 104°F (-40°C to 40°C)</li> <li>• 0-10V dimming driver</li> <li>• Available in 3000K/3500K/4000K/5000K/6500K selectable color temperature</li> <li>• Estimated life over 50000 hours</li> </ul>
<b>Compliances</b>	<ul style="list-style-type: none"> <li>• DLC Standard</li> <li>• cULus certified for wet locations</li> </ul>

## Dimensions & Weights

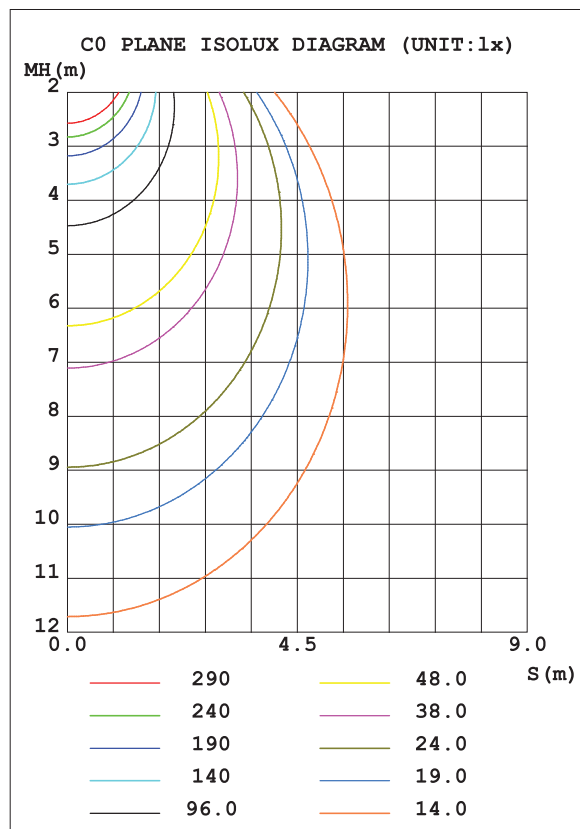
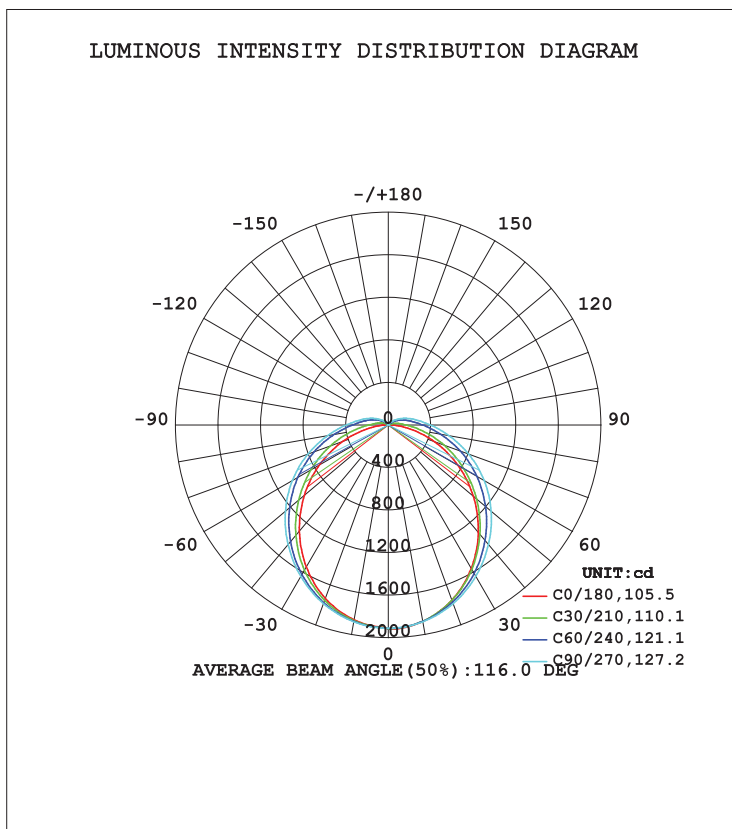
Model No.	2FT	4FT	8FT
L (inches/mm)	23.62"(600mm)	47.24"(1200mm)	94.50"(2400mm)
W (inches/mm)	4.96"(12.6mm)	4.96"(12.6mm)	4.92"(12.5mm)
H (inches/mm)	3.60"(9.1mm)	3.60"(9.1mm)	3.94"(10mm)
Weights (kg/lbs)	1.23 kg/2.71lbs	2.41kg/5.29lbs	5.83kg/12.78lbs



## Product Details



## Light Distribution Testing Parameters



## Occupancy Sensor (Optional)

Part Number	Position	Volt (V)	Technology	Height (ft)	Detection Area (%)	Time setting (min)	Light control (Lux)	IP rating	Temperature (°C)
ANT-3C-B1	built-in	10-14VDC	Microwave	Max 12ft (4m)/360°	100%/50%	Test/30s/1min/5min/10min/20min/30min/1h	10Lux/30Lux/50Lux	IP66	-40°F~+158°F (-40°C ~+70°C)

Note:

This product offers three levels of light control: 100% brightness → dimmed light (0%, 10%, 30%, 50%) → off. It features selectable waiting periods (motion hold time and 24 hours), adjustable daylight threshold, and flexible detection area settings


If the natural light level is higher than the selected light-control setting (10 lux, 30 lux, 50 lux), the light will not switch on automatically (0%, 10%, 30%, 50%). When a person enters the room, the light turns on to 100%. After the person leaves, and the hold time has elapsed, the light changes to the standby level.

### Default Setting:

Brightness: 100%  
 Hold Time: 5 min  
 Stand-by Dim Level: 30%  
 Stand-by Time: 60Min  
 Sensitivity: 100%  
 Day Light: Off



Built-in Sensor



Switch

## Accessories

Order Code	Compatible with	Order Option
Remote Control	J5236KLDA-UF48W-5P5C-SH	Order seperately
Stainless clips	J5218KLDA-UF24W-5P5C-H J5236KLDA-UF48W-5P5C-H J5236KLDA-UF48W-5P5C-SH J5250KLEA-UF100W-5P5C-H	Included
Accessory bag	J5218KLDA-UF24W-5P5C-H J5236KLDA-UF48W-5P5C-H J5236KLDA-UF48W-5P5C-SH J5250KLEA-UF100W-5P5C-H	Included



Remote Control



Accessory bag

## Lumen Details

Model No.	Power(w)	Lumen	3000K	3500K	4000K	5000K	6500K	Switch Current	Efficiency (LM/W)	Voltage
J5218KLDA-UF24W-5P5C-H	24	3400	3350	3370	3400	3420	3450	350mA	142	120-347V
	20	2800	2750	2770	2800	2820	2850	300mA	140	
	17	2400	2350	2370	2400	2420	2450	250mA	141	
	13	1900	1850	1870	1900	1920	1950	200mA	146	
	10	1500	1450	1470	1500	1520	1550	150mA	150	
J5218KLDA-UF24W-5P5C-H	48	7000	6900	6950	7000	7050	7100	350mA	146	
	41	6000	5900	5950	6000	6050	6100	300mA	146	
	34	5000	4900	4950	5000	5050	5100	250mA	147	
	27	4000	3900	3950	4000	4050	4100	200mA	148	
J5236KLDA-UF48W-5P5C-SH (WITH SENSOR)	20	3000	2900	2950	3000	3050	3100	150mA	150	
	48	7000	6900	6950	7000	7050	7100	350mA	146	
	41	6000	5900	5950	6000	6050	6100	300mA	146	
	34	5000	4900	4950	5000	5050	5100	250mA	147	
J5250KLEA-UF100W-5P5C-H	27	4000	3900	3950	4000	4050	4100	200mA	148	
	20	3000	2900	2950	3000	3050	3100	150mA	150	
	100	14600	14500	14550	14600	14650	14700	700mA	146	
	89	13000	12900	12950	13000	13050	13100	650mA	146	
J5250KLEA-UF100W-5P5C-H	82	12000	11900	11950	12000	12050	12100	600mA	146	
	75	11000	10900	10950	11000	11050	11100	550mA	147	
	68	10000	9900	9950	10000	10050	10100	500mA	147	



Data is based upon tests performed in a controlled environment. Actual performance can vary depending on operating conditions. All products are subject to change or may be discontinued any time without notice. Please contact your Votatec customer service representative to confirm inventory levels at time of order

